
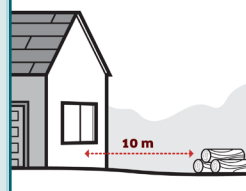
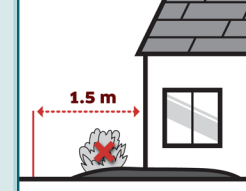




## THREE STEPS TO COST-EFFECTIVE WILDFIRE HOME PROTECTION

Complete these 3 steps to reduce the risk of a wildfire spreading to your home. For items listed under step 3 check with your municipality about any permit requirements and the availability of subsidies. Give decks, sheds and outbuildings within 10 m of your home the same FireSmart consideration as you do your home.

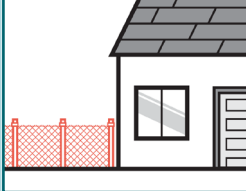

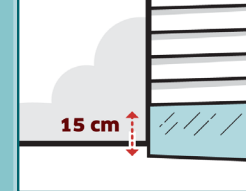
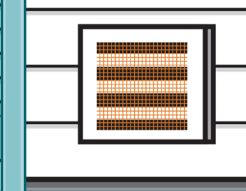
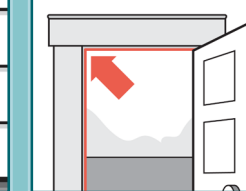
### STEP 1: MAINTAIN WHAT YOU'VE GOT A LEAST TWICE PER YEAR

\$0 - \$300

|  |   |   |  |   |
|--|---|---|--|---|
|                                 |                              |              |      |  |
| Remove needles, leaves and other debris from gutters, roof surfaces, decks and balconies. Regularly clean vents. | Remove combustible materials (firewood and lumber) stored within 10 m of the house perimeter and under decks. | Remove all combustible ground cover (mulch and plants) within a 1.5 m of the house perimeter. | Mow the lawn to <10 cm and plant low-growing, well-spaced shrubs and other vegetation. | Prune trees to create a 2 m clearance from the ground to the lowest tree branches.  |



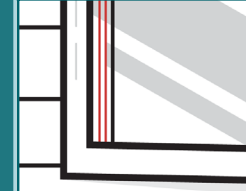
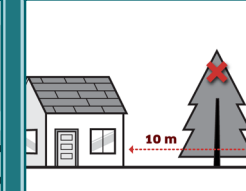
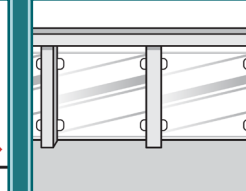
### STEP 2: COMPLETE SIMPLE UPGRADES

\$300 - \$3,000

|  |  |   |   |  |
|--|--|---|---|--|
|                    |                          |                         |  |  |
| Install non-combustible fencing within 1.5m of the house (cement fiber, metal, chain link or stone). | Install non-combustible ground surfaces within 1.5 m of the house (mineral soil, rock, concrete or stone). | Create a 15 cm ground-to-siding non-combustible clearance (e.g., install cement board or metal skirting). | Add a non-combustible 3 mm screen to all external vents, except dryer vents.        | Replace worn or missing weather stripping on all doors, including garage doors.      |

### STEP 3: COMPLETE MORE COMPLEX UPGRADES

\$3,000 - \$30,000

|   |   |   |  |   |
|---|---|---|--|---|
|            |  |  |  |  |
| Install Class A fire-resistant roof covering (e.g., cement fibre, metal or asphalt shingles). | Install non-combustible siding (stucco, metal, stone, cement fibre board).          | Install multi-pane or tempered glass windows and exterior fire rated doors.         | Remove conifer trees that are within 10 m of the house.                              | Retrofit all deck components to be fire-rated, with a continuous surface.             |

NOTE: Not all actions will be applicable to each home. Completing these steps does not guarantee the prevention of fire.  
 • Cost estimates are based on a 2,500 sq ft home.