

SCRD Greenhouse Gas Emission Inventory

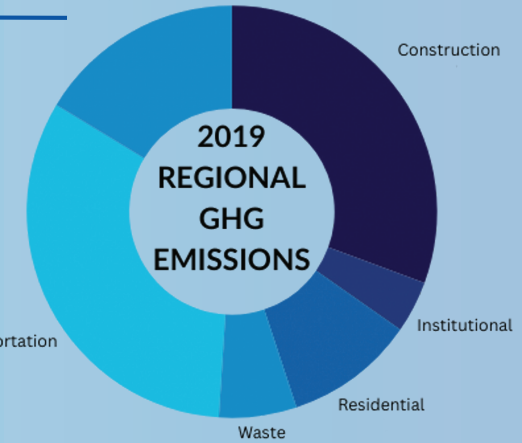


GHG inventories are used to measure, and plan for action. Overall emissions in our community have increased by 7.2% between 2007 & 2019.


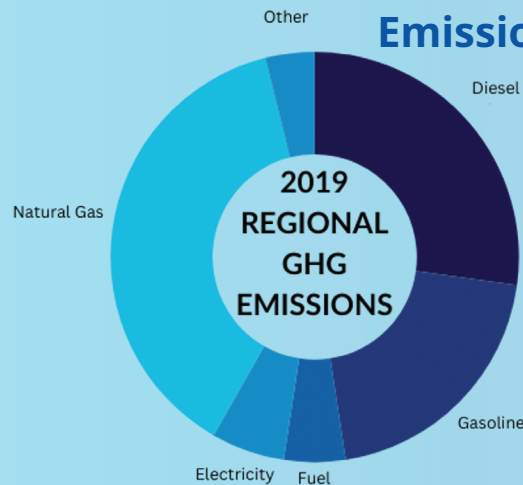
Emissions by Sector



Off-Road Transportation

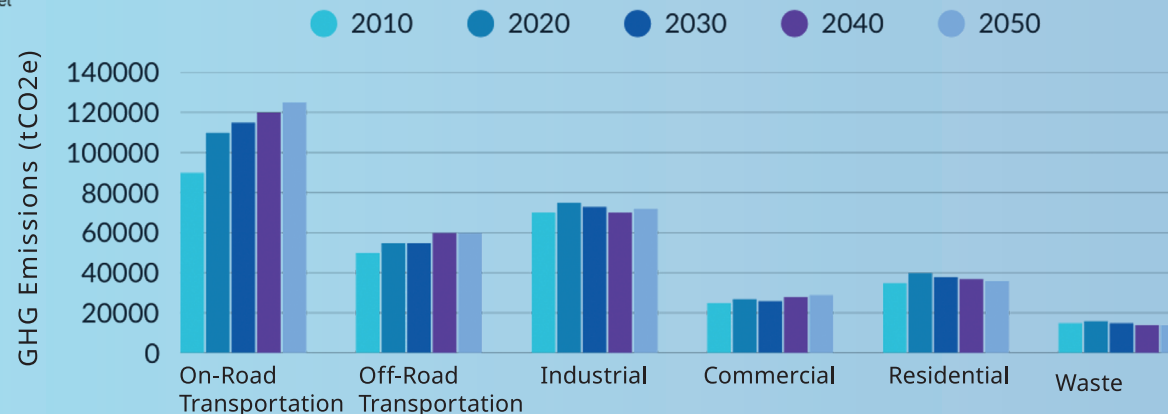


Emissions by Fuel Type



The largest of emissions come from gasoline and diesel for transportation and natural gas for industry and home heating. Natural gas use in residential buildings increased over 7% between 2007 & 2019.

Forecast



If no significant action is taken, emissions will continue to increase, resulting in more frequent and severe impacts of climate change.