

Solid Waste Management Plan Monitoring Advisory Committee

(PMAC)

April 20, 2021



SCRD Curbside Recycling Questionnaire

- Open to: Residents of SCRCD Electoral Areas B, D, E and F who are in the Refuse Collection Service Area
- Purpose: to help determine interest in receiving and paying for curbside recycling collection services



SCRD Curbside Recycling Questionnaire

Promotion

- SCR D website
- Paid Facebook ads
- SCR D Collects App
- Coast Reporter Bulletin
- Local Weekly
- Posters on 15 community bulletin boards



SCRD Curbside Recycling Questionnaire

Background information provided

- Accepted materials
 - curbside vs depot
- Collection service delivery model overview
 - manual, blue bins
- Method A (two stream) vs Method B (one stream) and related costs
 - Anticipated cost per year (\$30-\$34)
 - Anticipated total cost per year for garbage, Green Bin and recycling (\$230-\$234)



SCRD Curbside Recycling Questionnaire

Overview of Questions

1. What SCR D Electoral Area do you live in?
2. Method A vs Method B
or Do not want recycling and continue to use depot
3. Interest in service if \$70 per year
(no Recycle BC subsidy)
4. Blue bin preferences
5. Comments



SCRD Curbside Recycling Questionnaire

- Opened January 18, 2021
- Closed February 26, 2021, includes a one-week extension
- 1,704 completed questionnaires were received
- Based on 5,945 services = 29% participation



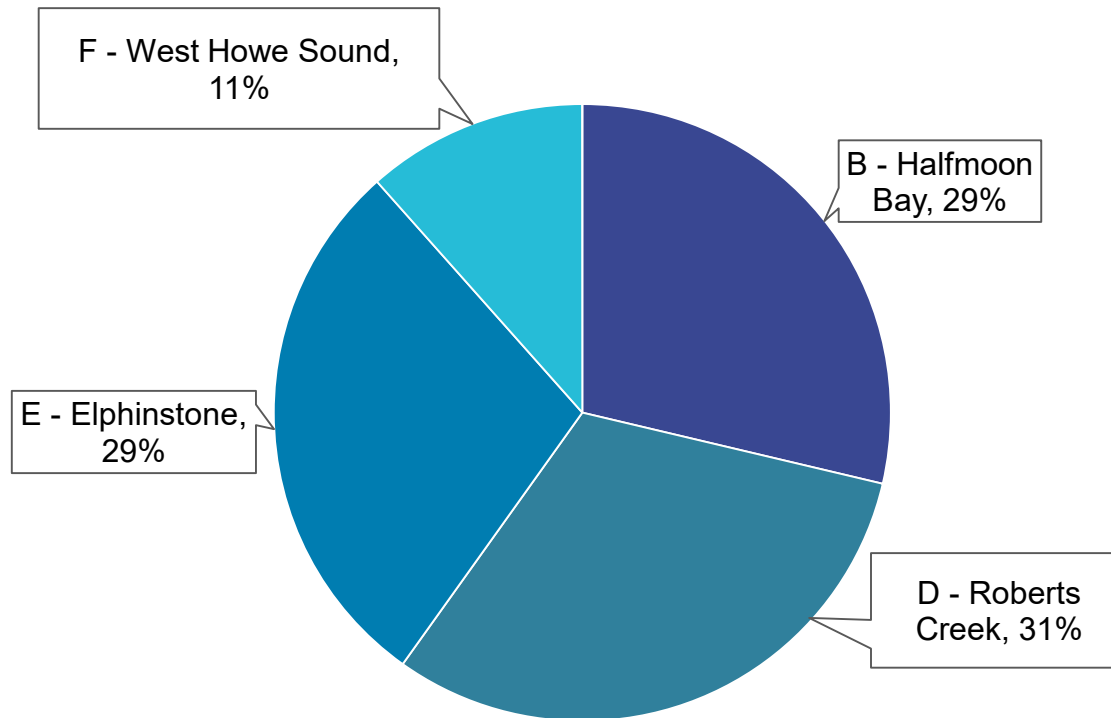
SCRD Curbside Recycling Questionnaire

Participation by Electoral Area

	Area B Halfmoon Bay	Area D Roberts Creek	Area E Elphinstone	Area F West Howe Sound	Total
Curbside Services Count	1,600	1,661	1,665	1,009	5,945
Response Count	489	531	487	197	1,704
Percentage	30.4%	32.0%	29.2%	19.5%	28.7%

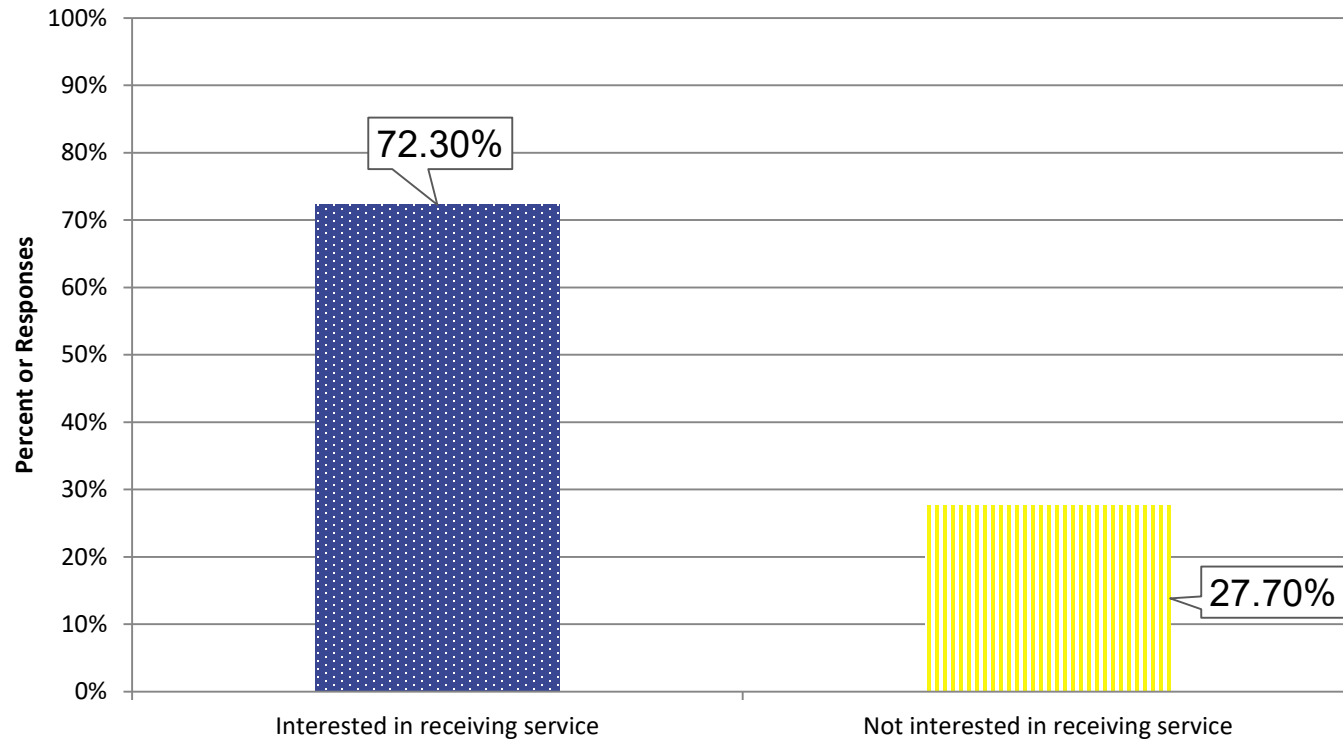
SCRD Curbside Recycling Questionnaire

Distribution of Responses by Electoral Area



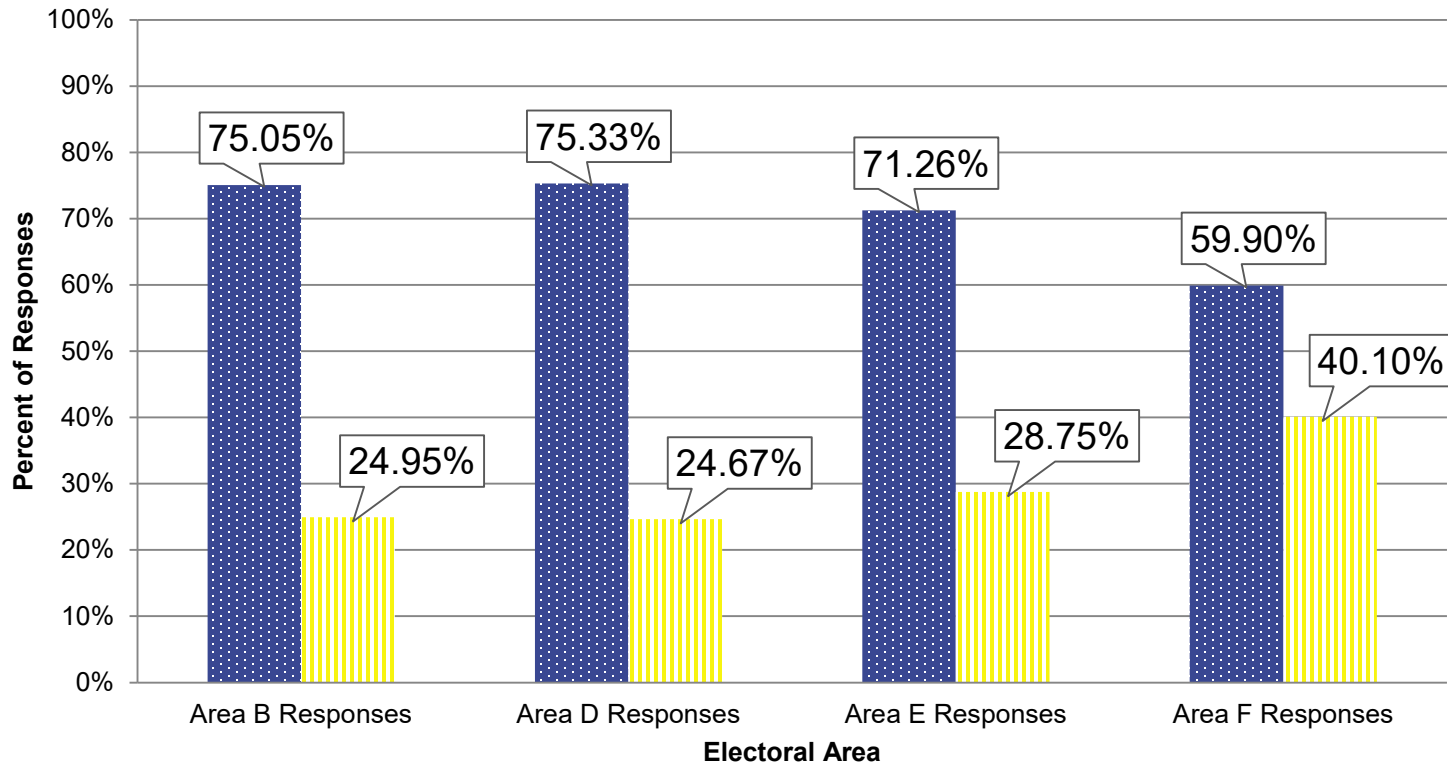
SCRD Curbside Recycling Questionnaire

Summary of Interest, All Electoral Areas Combined



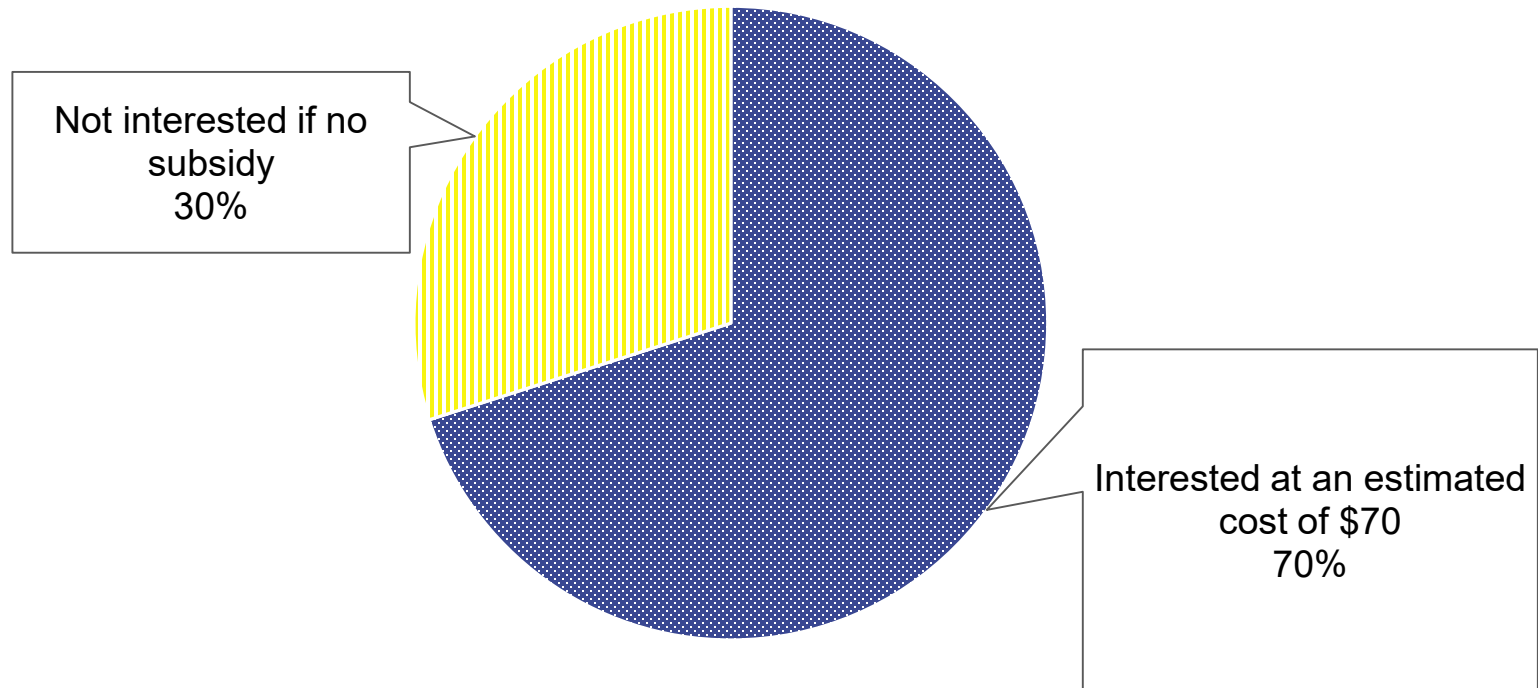
SCRD Curbside Recycling Questionnaire

Summary of Interest by Electoral Area



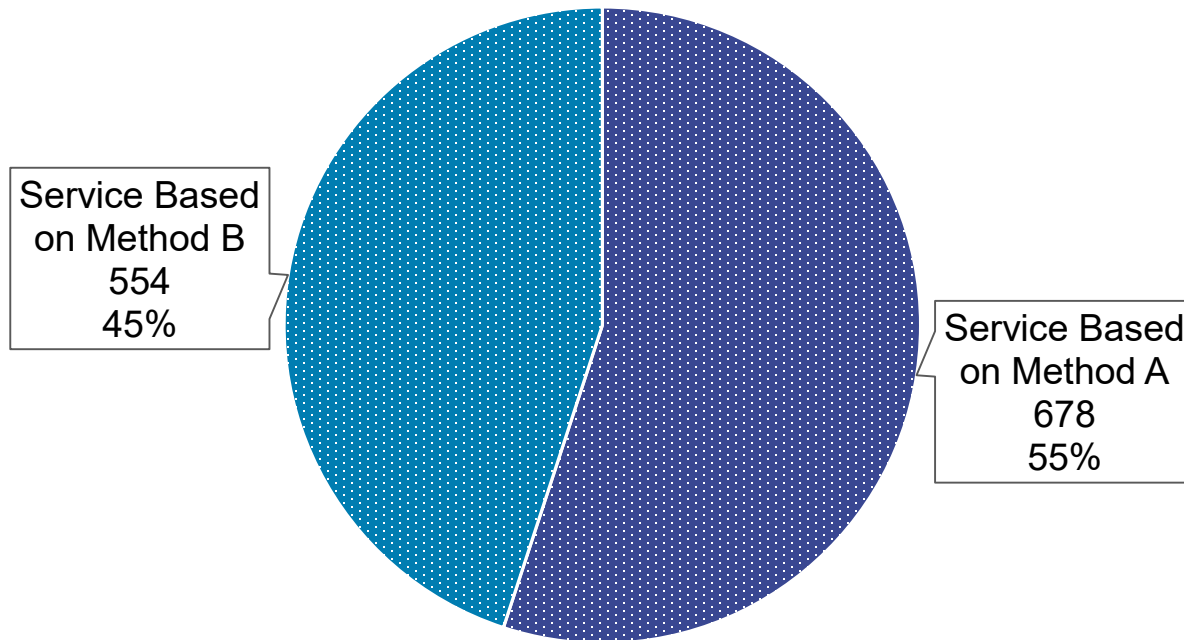
SCRD Curbside Recycling Questionnaire

Overall Willingness to Pay for Service Without Recycle BC Subsidy



SCRD Curbside Recycling Questionnaire

Preference between Method A and Method B



Method A - two stream
Method B - one stream

SCRD Curbside Recycling Questionnaire

Comments

- 756 total comments
- 431 - from responders interested
- 325 – from responders not interested



SCRD Curbside Recycling Questionnaire

Themes from Comments

Support for curbside recycling services

- To improve accessibility for:
 - Neighbours who are elderly who cannot get to a depot
 - Themselves were elderly or a member of the family was a person with disabilities
 - Neighbours who do not recycle and this would help get more materials out of the landfill
 - Did not have access to a vehicle and curbside is only option
- Because it would see more diversion from landfill
- Because it would reduce how often or how far they have to drive to the depot



SCRD Curbside Recycling Questionnaire

Themes from Comments

Support but concerned

- About bin choice and its exposure to the elements, litter being created and would prefer a bin similar to what is offered in Sechelt
- About potential impacts to wildlife with open bins
- That items that need to go to the depot would end up in the garbage



SCRD Curbside Recycling Questionnaire

Themes from Comments

Did not support

- Because they prefer or enjoyed the depot experience
- Because felt that items that still need to go to the depot would get thrown in the garbage (people would stop going to the depot)
- Because depots are still needed; not all materials can be collected curbside
- Because of costs



SCRD Curbside Recycling Questionnaire

Links:

- [Curbside Recycling SCRd web page](#)
- [Public Engagement Report](#)
- [April 8, 2021 ISC Staff Report](#)
 - See pages 6-14 of April 8, 2021 ISC Agenda package

