

## View your activities in the Calendar format

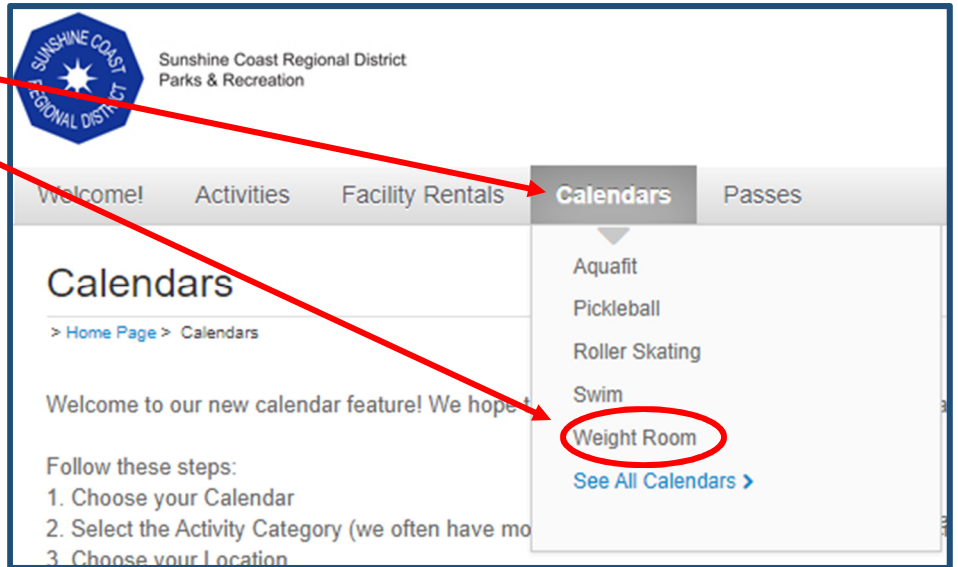
1. Go to [www.scrd.ca/myrecreation](http://www.scrd.ca/myrecreation)
2. Click on “View Calendars”

The screenshot shows the MySCRD online recreation website. The header includes the Sunshine Coast Regional District logo, the MySCRD online logo, a search bar, and navigation links for ABOUT US, DEPARTMENTS, SERVICES, and SUSTAINABILITY. A large banner image shows a lake with sailboats. Below the banner is a 'Services' menu on the left and a main content area. The main content area has a 'WELCOME TO MY RECREATION!' heading, followed by text about COVID-19 health orders and a link to a Facebook page. Below that is a 'PRE-REGISTER BEFORE VISITING A RECREATION FACILITY' section with text about dropping-in and a link to a cancellation and refund policy. At the bottom of the main content area is an 'ONLINE' section with text about viewing activities as a list or calendar view. Two buttons are present: an orange button labeled 'View Activities & Register Online' and a green button labeled 'View Calendars & Register Online'. A red arrow points from the second step of the instructions to the green button.

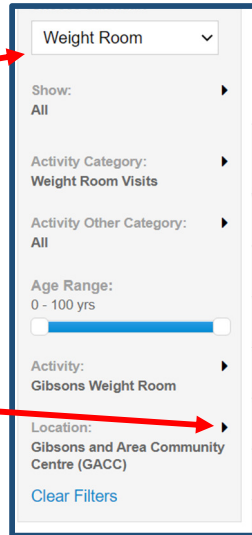
...continue to next page

## View your activities in the Calendar format

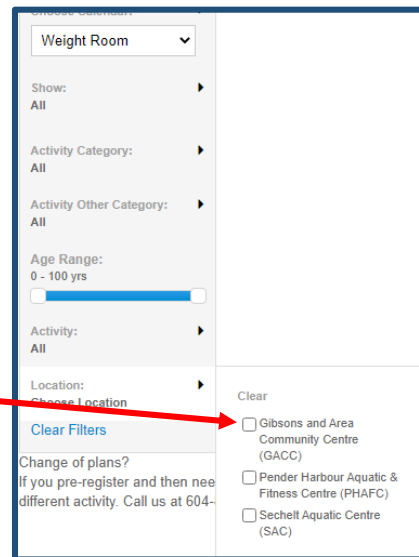
1. Choose your Calendar by clicking on Calendars.



2. Select the Activity Category by clicking on the preferred Activity.

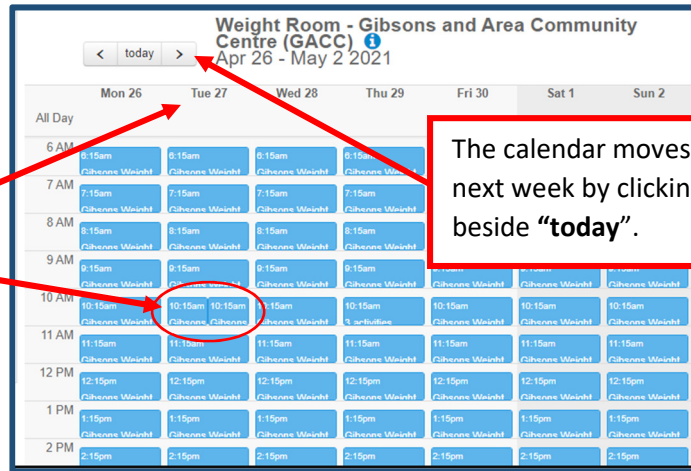


3. Click on the location arrow to open the drop down menu of available locations.



4. Select your location.

### View your activities in the Calendar format



3. Choose your activity by clicking on the time slot under the date.

The calendar moves forward to the next week by clicking on the > arrow beside "today".